

Profil LED / Profile LED

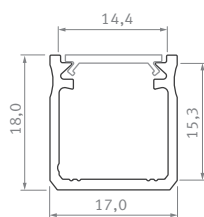
Y

Karta produktu

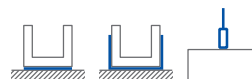
Data sheet

PL
Profil nawierzchniowy – do oświetlenia pomieszczeń domowych, biurowych – oświetlenie kolumn, blatów.

EN
Surface-mounted profile – for household and office room illumination – lighting of columns, countertops.



Sposoby montażu /
Assembly methods








Obejrzyj wideo /
Watch video



Y








Profil LED / Profile LED

Wymiary [mm] / Dimensions (mm): 1000, 2020, 3000









	BIAŁY (lakierowany) white (lacquered)	CZARNY (anodowany) black (anodized)	INOX (anodowany) inox (anodized)	SREBRNY (anodowany) silver (anodized)	SUROWY raw
Kolory profili Profile colors					
1,0 m	10-0091-10	10-0092-10	10-0093-10	10-0094-10	10-0090-10
2,02 m	10-0091-20	10-0092-20	10-0093-20	10-0094-20	10-0090-20
3,0 m	10-0091-30	10-0092-30	10-0093-30	10-0094-30	10-0090-30
Szerokość taśmy LED (mm) LED strip width (mm)	do 12 up to 12				

Klosze (PVC/PMMA/PC) / Covers








Wymiary [mm] / Dimensions (mm): 1000, 2020, 3000

TRANSPARENTNY transparent	MROŻONY frozen	MLECZNY milky	FROSTED MLECZNY milky frosted	CZARNY PMMA black PMMA	LENS 15 lens 15	LENS 30 lens 30
BASIC						
						
1 m/PMMA 11-2350-10	1 m/PMMA 11-2302-10	1 m/PMMA 11-2251-10	1 m/PMMA 11-2406-10	1 m/PMMA 11-2017-10	1 m/PMMA 11-2060-10	1 m/PMMA 11-2080-10
1 m/PC 11-3013-10	1 m/PC 11-3012-10	1 m/PC 11-3011-10				

Zaślepki (aluminium i tworzywo sztuczne) / End caps (aluminum and plastic)

Z OTWOREM with a hole				BEZ OTWORU without a hole			
BIAŁY white	CZARNY black	INOX inox	SREBRNY / SZARY silver / gray	BIAŁY white	CZARNY black	INOX inox	SREBRNY / SZARY silver / gray
BASIC							
							
	ALU 12-0092-10		ALU 12-0095-10		ALU 12-0092-11		ALU 12-0095-11
ABS 12-0091-00	ABS 12-0092-00	ABS 12-0093-00	ABS lacq. 12-0000-48 ABS 12-0094-00	ABS 12-0091-01	ABS 12-0092-01	ABS 12-0093-01	ABS lacq. 12-0000-47 ABS 12-0094-01

Dodatki / Accessories

TRANSPARENTNY, BIAŁY, CZARNY transparent, white, black	UCHWYT Y mounting clip Y	UCHWYT METALOWY Y metal mounting clip Y	ZAWIAS hinge	PROFIL MONTAŻOWY Y M1 assembly profile Y M1	WŁĄCZNIK BEZDOTYKOWY contactless switch	UCHWYT NA PRZEWÓD fi 5 mm cable fi 5 mm holder	ZAWIESIA pendants
							
	13-0083-00	13-0170-02	14-6045-00	10-0654-10	14-7052-00	*T 14-7067-00 *B 14-7067-02	*S 14-2011-02 *B 14-2076-00 *W 14-2075-00

* S SREBRNY silver; * B CZARNY black; * T TRANSPARENTNY transparent; * W BIAŁY white

Maksymalna rozpraszana moc źródeł światła LED

Maximum dissipated power of LED light sources

dla temperatury profilu for temperature profile 55° C	dla temperatury profilu for temperature profile 65° C
24 W	31,5 W

LUMINES[®]
LIGHTING

www.lumines.pl

