

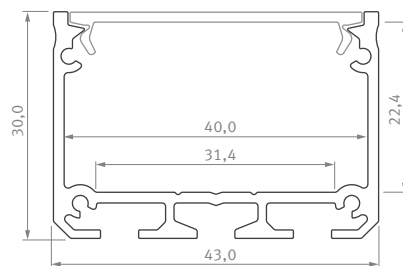
Profil LED / Profile LED

ILEDO

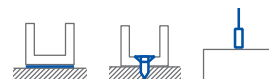
Karta produktu Data sheet

PL
Do oświetlenia pomieszczeń biurowych, sklepowych oraz domowych – oświetlenie wiszące, architektoniczne.

EN
For lighting in offices, stores and homes – hanging, architectural lighting.



Sposoby montażu /
Assembly methods






Obejrzyj wideo /
Watch video



ILEDO







Profil LED / Profile LED

Wymiary [mm] / Dimensions (mm): 1000, 2020, 3000










	BIAŁY (lakierowany) white (lacquered)	CZARNY (lakierowany) black (lacquered)	SREBRNY (anodowany) silver (anodized)
Kolory profili Profile colors			
1,0 m	10-0111-10	10-0115-10	10-0114-10
2,02 m	10-0111-20	10-0115-20	10-0114-20
3,0 m	10-0111-30	10-0115-30	10-0114-30
Szerokość taśmy LED (mm) LED strip width (mm)	3 × 10		

Klosze (PVC/PMMA/PC) / Covers












Wymiary [mm] / Dimensions (mm): 1000, 2020, 3000

TRANSPARENTNY transparent	MROŻONY frozen	MLECZNY milky	FROSTED MLECZNY milky frosted	TRANSPARENTNY transparent	SREBRNY silver
WIDE				PRISMATIC PC	RASTER WIDE
					
1 m/PMMA 11-2033-10 1 m/PC 11-3033-10	1 m/PMMA 11-2032-10 1 m/PC 11-3032-10	1 m/PMMA 11-2031-10 1 m/PC 11-3031-10	1 m/PMMA 11-2036-10	1 m/PC 11-3034-10	1m/ 14-7068-00

Zasłepki (aluminium i tworzywo sztuczne) / End caps (aluminum and plastic)

Z OTWOREM with a hole			BEZ OTWORU without a hole		
BIAŁY white	CZARNY black	SREBRNY / SZARY silver / gray	BIAŁY white	CZARNY black	SREBRNY / SZARY silver / gray
					
ALU 12-0111-10	ALU 12-0112-10	ALU 12-0115-10	ALU 12-0111-11	ALU 12-0112-11	ALU 12-0115-11
Z OTWOREM TRASOWANYM with push-hole					
					
ABS 12-1121-01	ABS 12-1132-01	ABS 12-1154-01 ABS lacq. 12-1145-01			

Dodatki / Accessories

ŁĄCZNIK PROSTY straight connector	ŁĄCZNIK KĄTOWY 90° angular connector 90°	ŁĄCZNIK POPRZECZNY KĄTOWY angular transverse connector	ŁĄCZNIK KĄTOWY 120° angular connector 120°	SPRĘŻYNY MONTAŻOWE mounting springs	
					
14-3032-02	14-3030-01	14-3038-01	14-3036-01	14-5001-00	
PROFIL MONTAŻOWY MODI mounting profile MODI			UCHWYT A METALOWY metal mounting clip	UCHWYT NA PRZEWÓD fi 5 mm cable fi 5 mm holder	ZAWIESIA pendants
					
*S 1 m/10-0134-10	*W 10-0131-10	*B 10-0135-10	13-0210-02	*T 14-7067-00 *B 14-7067-02	*S 14-2011-02 *B 14-2076-00 *W 14-2075-00

* S SREBRNY silver; * B CZARNY black; * T TRANSPARENTNY transparent; * W BIAŁY white

Maksymalna rozpraszana moc źródeł światła LED

Maximum dissipated power of LED light sources

dla temperatury profilu for temperature profile 55° C	dla temperatury profilu for temperature profile 65° C
55,5 W	70,5 W

LUMINES[®]
LIGHTING

www.lumines.pl

