

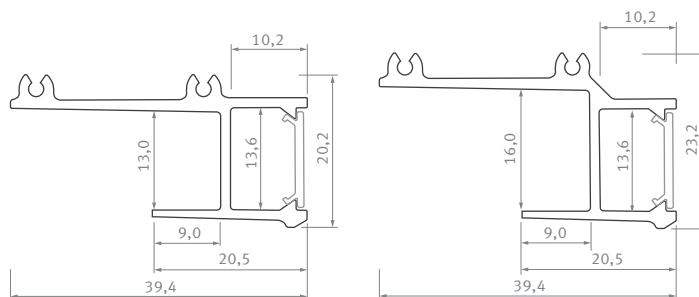
Profil LED / Profile LED

APA 12 / APA 16

Karta produktu Data sheet

PL
Profile ściienne / sufitowe – do oświetlenia wnęk
podsufitowych i aranżacji dekoracyjnych.

EN
Surface profiles – for the decorative and wall
lighting or for the cove LED lighting.



Sposoby montażu /
Assembly methods



APA 12 / APA 16







Obejrzyj wideo /
Watch video



APA








Profil LED / Profile LED

Wymiary [mm] / Dimensions [mm]: 1000, 2020, 3000

	BIAŁY (lakierowany) white (lacquered)	CZARNY (lakierowany) black (lacquered)	SREBRNY (anodowany) silver (anodized)
APA 12			
1,0 m	10-0401-10	10-0401-10	10-0404-10
2,02 m	10-0401-20	10-0401-20	10-0404-20
3,0 m	10-0401-30	10-0401-30	10-0404-30
APA 16			
1,0 m	10-0411-10	10-0411-10	10-0414-10
2,02 m	10-0411-20	10-0411-20	10-0414-20
3,0 m	10-0411-30	10-0411-30	10-0414-30
Szerokość taśmy LED (mm) LED strip width (mm)	do 12 up to 12		

Klosze (PVC/PMMA/PC) / Covers

Wymiary [mm] / Dimensions [mm]: 1000, 2020, 3000

TRANSPARENTNY transparent	MROŻONY frozen	MLECZNY milky	FROSTED MLECZNY milky frosted	CZARNY PMMA black PMMA	LENS 15 lens 15	LENS 30 lens 30
BASIC						
						
1 m/PMMA 11-2350-10 1 m/PC 11-3013-10	1 m/PMMA 11-2302-10 1 m/PC 11-3012-10	1 m/PMMA 11-2251-10 1 m/PC 11-3011-10	1 m/PMMA 11-2406-10	1 m/PMMA 11-2017-10	1 m/PMMA 11-2060-10	1 m/PMMA 11-2080-10

Maksymalna rozpraszana moc źródeł światła LED

Maximum dissipated power of LED light sources

dla temperatury profilu for temperature profile 55° C	dla temperatury profilu for temperature profile 65° C
32,2 W	43,4 W

LUMINES[®]
LIGHTING

www.lumines.pl

