

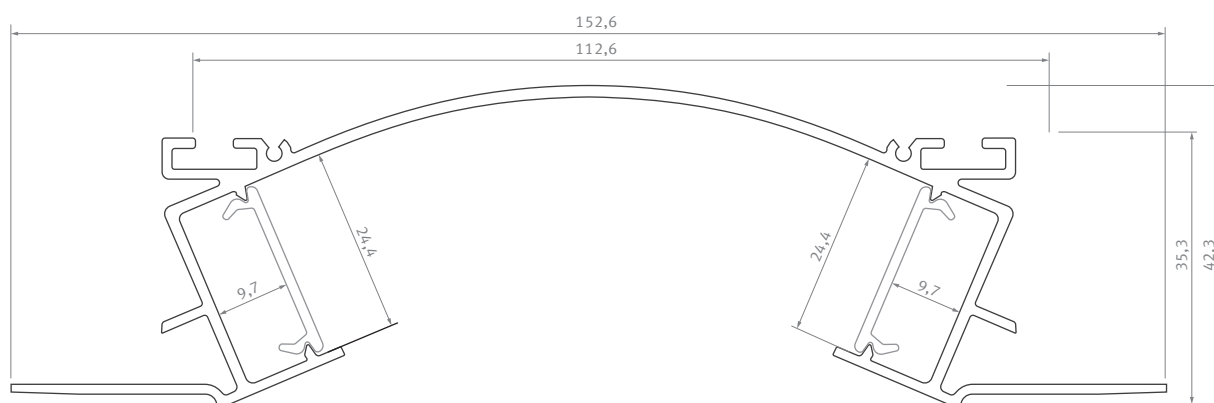
Profil LED / Profile LED

# VEDA

## Karta produktu Data sheet

**PL**  
Profile między płytowe, konstrukcyjne – do stosowania w sufitach podwieszanych w budownictwie mieszkaniowym.

**EN**  
Recessed drywall system profiles – to be used in suspended ceilings in residential construction.



**Sposoby montażu /**  
Assembly methods






**Obejrzyj wideo /**  
Watch video



## VEDA

### Profil LED / Profile LED

Wymiary [mm] / Dimensions [mm]: 1000, 2020, 3000




|                                                  | BIAŁY (lakierowany)<br>white (lacquered)                                          | CZARNY (lakierowany)<br>black (lacquered)                                          | SREBRNY (anodowany)<br>silver (anodized)                                            |
|--------------------------------------------------|-----------------------------------------------------------------------------------|------------------------------------------------------------------------------------|-------------------------------------------------------------------------------------|
| VEDA                                             |  |  |  |
| 1,0 m                                            | 10-0581-10                                                                        | 10-0575-10                                                                         | 10-0584-10                                                                          |
| 2,02 m                                           | 10-0581-20                                                                        | 10-0575-20                                                                         | 10-0584-20                                                                          |
| 3,0 m                                            | 10-0581-30                                                                        | 10-0575-30                                                                         | 10-0584-30                                                                          |
| Szerokość taśmy LED [mm]<br>LED strip width [mm] | do 12<br>up to 12                                                                 |                                                                                    |                                                                                     |

### Klosze (PMMA) / Covers

Wymiary [mm] / Dimensions [mm]: 1000, 2020, 3000

| TRANSPARENTNY<br>transparent                                                      | MROŻONY<br>frozen                                                                 | MLECZNY<br>milky                                                                  | FROSTED MLECZNY<br>milky frosted                                                   | CZARNY PMMA<br>black PMMA                                                           |
|-----------------------------------------------------------------------------------|-----------------------------------------------------------------------------------|-----------------------------------------------------------------------------------|------------------------------------------------------------------------------------|-------------------------------------------------------------------------------------|
| DOUBLE                                                                            |                                                                                   |                                                                                   |                                                                                    |                                                                                     |
|  |  |  |  |  |
| 1 m/PMMA 11-2073-10                                                               | 1 m/PMMA 11-2072-10                                                               | 1 m/PMMA 11-2071-10                                                               | 1 m/PMMA 11-2076-10                                                                | 1 m/PMMA 11-2447-10                                                                 |

### Zasłepki (aluminium) / End caps (aluminum)

| Z OTWOREM<br>with a hole                                                            |                                                                                     |                                                                                     |
|-------------------------------------------------------------------------------------|-------------------------------------------------------------------------------------|-------------------------------------------------------------------------------------|
| BIAŁY<br>white                                                                      | CZARNY<br>black                                                                     | SREBRNY<br>silver                                                                   |
| VEDA                                                                                |                                                                                     |                                                                                     |
|  |  |  |
| ALU 12-0891-10                                                                      | ALU 12-0902-10                                                                      | ALU 12-0895-10                                                                      |

### Dodatki / Accessories

| ŁĄCZNIK PROSTY<br>straight connector                                                | ŁĄCZNIK POPRZECZNY KĄTOWY<br>angular transverse connector                           | ŁĄCZNIK KĄTOWY 90°<br>angular connector 90°                                         | ŁĄCZNIK KĄTOWY 120°<br>angular connector 120°                                        | SPRĘŻYNY MONTAŻOWE<br>mounting springs                                                |
|-------------------------------------------------------------------------------------|-------------------------------------------------------------------------------------|-------------------------------------------------------------------------------------|--------------------------------------------------------------------------------------|---------------------------------------------------------------------------------------|
|  |  |  |  |  |
| 14-3032-02                                                                          | 14-3038-01                                                                          | 14-3030-01                                                                          | 14-3036-01                                                                           | 14-5001-00                                                                            |

### Maksymalna rozpraszana moc źródeł światła LED

Maximum dissipated power of LED light sources

| dla temperatury profilu<br>for temperature profile<br>55° C | dla temperatury profilu<br>for temperature profile<br>65° C |
|-------------------------------------------------------------|-------------------------------------------------------------|
| 145,6 W                                                     | 173,6 W                                                     |

**LUMINES**<sup>®</sup>  
LIGHTING

[www.lumines.pl](http://www.lumines.pl)

