

IT'S
EASY
TO BE
CREATIVE

Profil LED / LED Profile

CANTO

Karta produktu

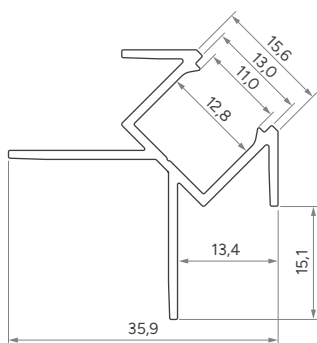
Data sheet

PL

Profil narożny zewnętrzny do płyt G-K, do gipsowania. Do zastosowania jako oświetlenie akcentowe.

EN

External, angular profile for plasterboards, for plastering. For use as accent lighting.







Sposoby montażu /
Assembly methods



CANTO






Profil LED / Profile LED

Wymiary [mm] / Dimensions (mm): 1000, 2020, 3000

	BIAŁY (lakierowany) white (lacquered)	CZARNY (lakierowany) black (lacquered)	SREBRNY (anodowany) silver (anodized)	SUROWY raw
Kolory profili Profile colors				
1,0 m	10-1541-10	10-1545-10	10-1544-10	10-1540-10
2,02 m	10-1541-20	10-1545-20	10-1544-20	10-1540-20
3,0 m	10-1541-30	10-1545-30	10-1544-30	10-1540-30
Szerokość taśmy LED (mm) LED strip width (mm)	do 12 up to 12			

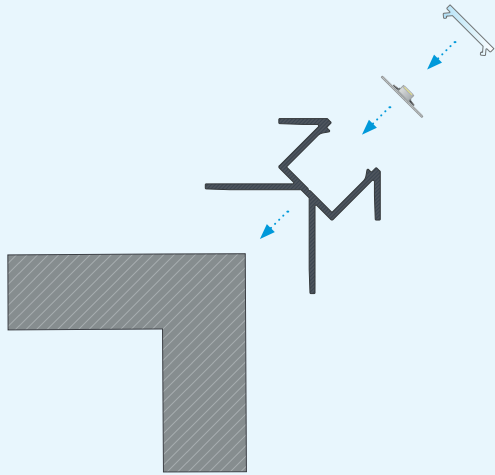
Klosze (PVC/PMMA/PC) / Covers

Wymiary [mm] / Dimensions (mm): 1000, 2020, 3000

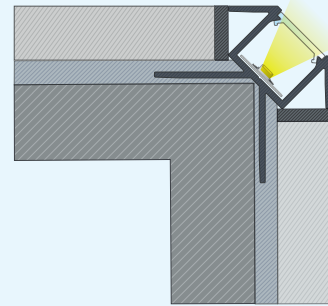
TRANSPARENTNY transparent	MROŻONY frozen	MLECZNY milky	FROSTED MLECZNY milky frosted	CZARNY PMMA black PMMA
BASIC				
				
1 m/PMMA 11-2350-10 1 m/PC 11-3013-10	1 m/PMMA 11-2302-10 1 m/PC 11-3012-10	1 m/PMMA 11-2251-10 1 m/PC 11-3011-10	1 m/PMMA 11-2406-10	1 m/PMMA 11-2017-10

Zaślepki (aluminium i tworzywo sztuczne) / End caps (aluminium and plastic)

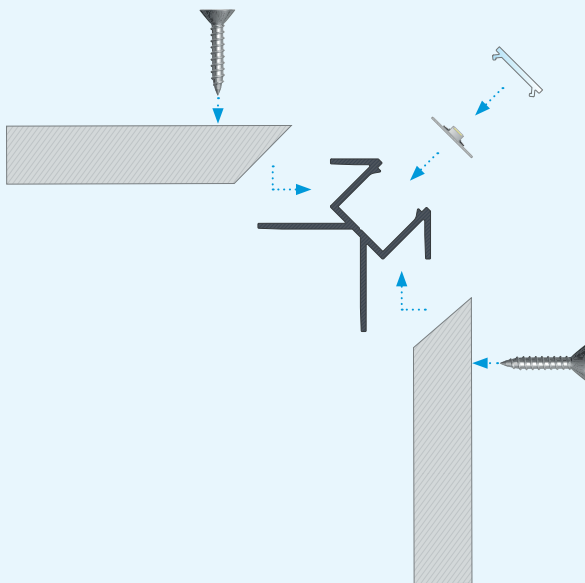
Z OTWOREM (tworzywo sztuczne) with a hole (plastic)				
BIAŁY white	CZARNY black	SREBRNY silver	SZARY gray	SUROWY raw
				
12-1691-00	12-1692-00	12-1695-00	12-1694-00	
Z OTWOREM (aluminium) with a hole (aluminium)				
BIAŁY white	CZARNY black	SREBRNY silver	SZARY gray	SUROWY raw
				
12-1691-10	12-1692-10	12-1695-10		12-1690-10



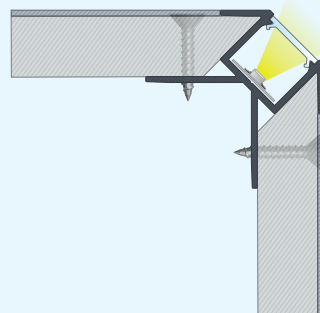
PL
Instrukcja montażu profilu CANTO z kloszem BASIC.



EN
Installation instruction for profile CANTO with a BASIC cover.



PL
Instrukcja montażu profilu CANTO z kloszem BASIC.



EN
Installation instruction for profile CANTO with a BASIC cover.



PL

Schemat złożenia elementów systemu oświetleniowego z wykorzystaniem profilu CANTO oraz (1) klosza BASIC, (2) taśmy LED, (3) oraz zaślepek z otworem.

EN

Assemble scheme for elements of the lighting system in ceiling using profile CANTO and (1) BASIC cover (2), LED strip and (3) end cap with hole.



PL

Schemat złożenia elementów systemu oświetleniowego z wykorzystaniem profilu CANTO oraz (1) klosza BASIC, (2) taśmy LED, (3) zaślepek z otworem oraz (4) wkrętów.

EN

Assemble scheme for elements of the lighting system in ceiling using profile CANTO and (1) BASIC cover (2), LED strip, (3) end cap with hole and (4) screws.



www.lumines.pl

