

Profil LED / LED Profile

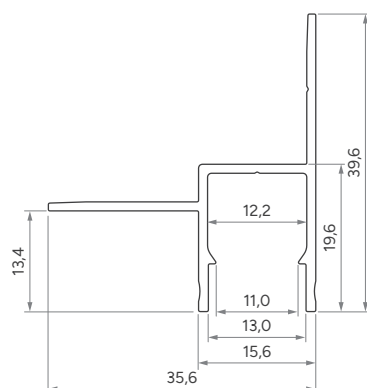
BRUNO

Karta produktu

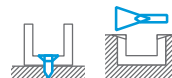
Data sheet

PL
Profil sufitowy, przyścienny, do gipsowania.
Do zastosowania jako oświetlenie akcentowe
z pojedynczą taśmą LED.

EN
Ceiling profile, wall-mounted, for plastering.
For use as accent lighting with a single LED
strip.







Sposoby montażu /
Assembly methods



BRUNO






Profil LED / Profile LED

Wymiary [mm] / Dimensions (mm): 1000, 2020, 3000









	BIAŁY (lakierowany) white (lacquered)	CZARNY (lakierowany) black (lacquered)	SREBRNY (anodowany) silver (anodized)	SUROWY raw
Kolory profili Profile colors				
1,0 m	10-1531-10	10-1535-10	10-1534-10	10-1530-10
2,02 m	10-1531-20	10-1535-20	10-1534-20	10-1530-10
3,0 m	10-1531-30	10-1535-30	10-1534-30	10-1530-10
Szerokość taśmy LED (mm) LED strip width (mm)	do 10 up to 10			

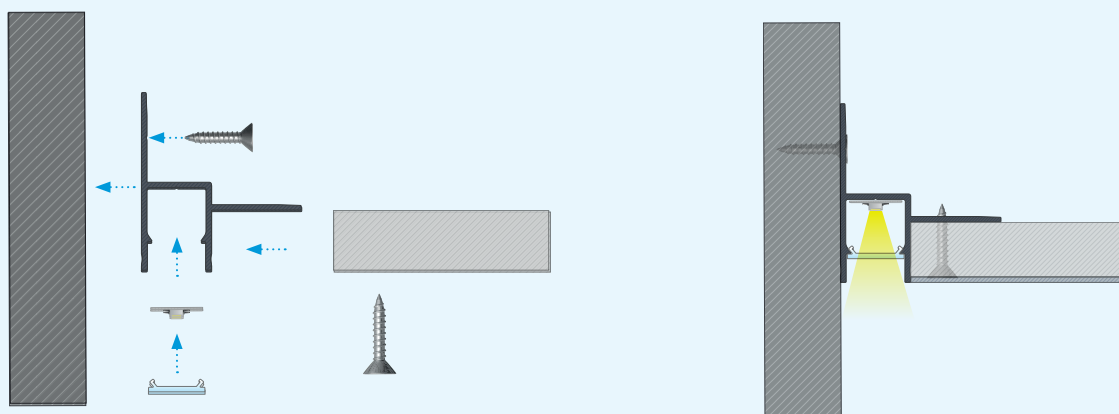
Klosze (PVC/PMMA/PC) / Covers

Wymiary [mm] / Dimensions (mm): 1000, 2020, 3000

TRANSPARENTNY transparent	MROŻONY frozen	MLECZNY milky	FROSTED MLECZNY milky frosted	CZARNY PMMA black PMMA
BASIC				
				
1 m/PMMA 11-2350-10	1 m/PMMA 11-2302-10	1 m/PMMA 11-2251-10	1 m/PMMA 11-2406-10	1 m/PMMA 11-2017-10
1 m/PC 11-3013-10	1 m/PC 11-3012-10	1 m/PC 11-3011-10		

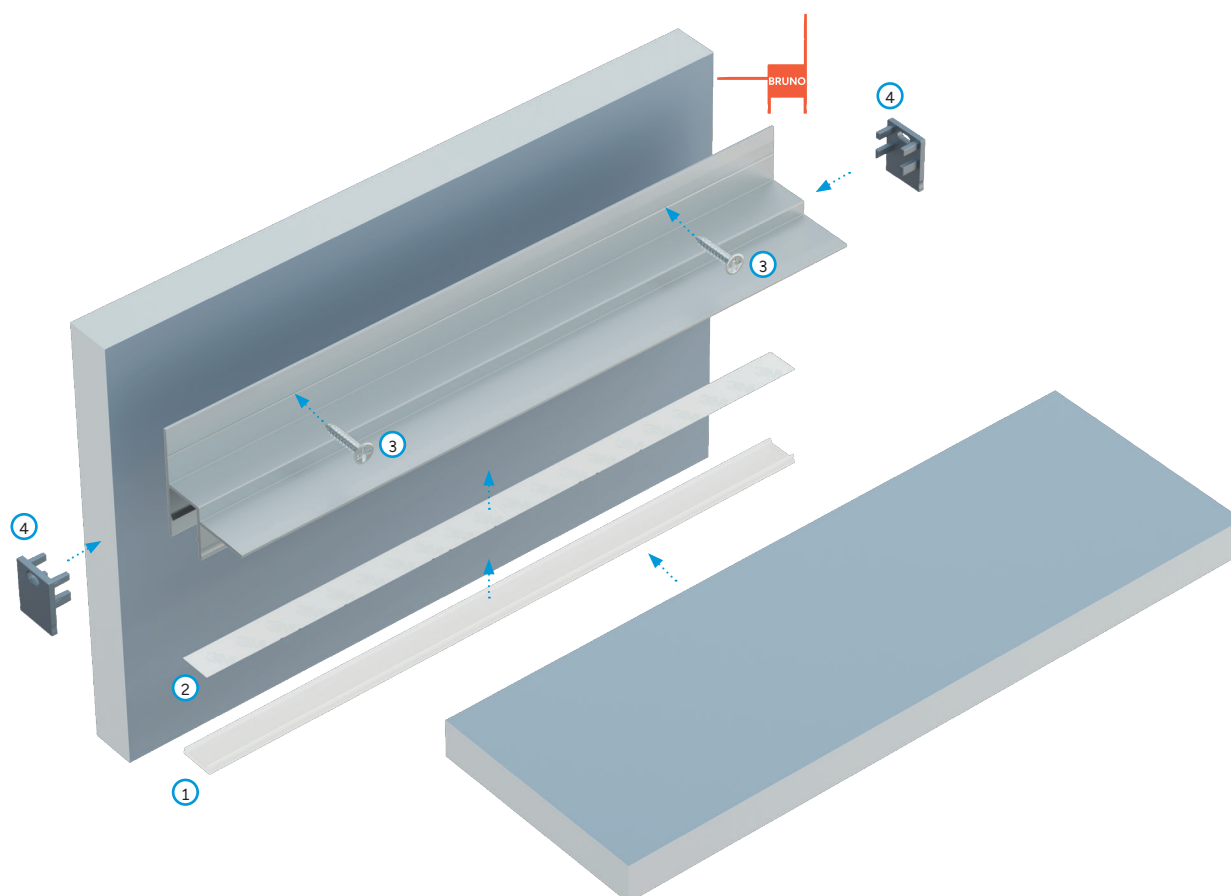
Zaślepki (aluminium i tworzywo sztuczne) / End caps (aluminium and plastic)

Z OTWOREM (tworzywo sztuczne) with a hole (plastic)				
BIAŁY white	CZARNY black	SREBRNY silver	SZARY gray	SUROWY raw
				
12-1671-00	12-1672-00	12-1675-00	12-1674-00	
Z OTWOREM (aluminium) with a hole (aluminium)				
BIAŁY white	CZARNY black	SREBRNY silver	SZARY gray	SUROWY raw
				
12-1671-10	12-1672-10	12-1675-10		12-1670-10



PL
Instrukcja montażu profilu BRUNO z kloszem BASIC przy pomocy wkrętów montażowych.

EN
Installation instruction for profile BRUNO with a BASIC cover using mounting screws.



PL
Schemat złożenia elementów systemu oświetleniowego z wykorzystaniem profilu BRUNO oraz (1) klosza BASIC, (2) taśm LED, (3) wkrętów montażowych oraz (4) zaślepek z otworem.

EN
Assemble scheme for elements of the lighting system using profile BRUNO and (1) BASIC cover (2), LED strips, (3) mounting screws and (4) end cap with hole.



www.lumines.pl

